

Tradewater US – ODS - #2

April 6, 2023

Tradewater, LLC



Table of Contents

- Table of Contents 2
- A. PROJECT OVERVIEW 4
 - A1. PROJECT TITLE..... 5
 - A2. PROJECT TYPE 5
 - A3. PROOF OF PROJECT ELIGIBILITY 5
 - A4. LOCATION 8
 - A5. BRIEF SUMMARY OF PROJECT 9
 - A6. PROJECT ACTION..... 10
 - A8. PARTIES..... 11
- B. METHODOLOGY 12
 - B1. APPROVED METHODOLOGY 13
 - B2. METHODOLOGY JUSTIFICATION 13
 - B3. PROJECT BOUNDARIES..... 13
 - B4. IDENTIFICATION OF GHG SOURCES AND SINKS..... 14
 - B5. BASELINE 15
 - B6. PROJECT SCENARIO 16
 - B7. REDUCTIONS AND ENHANCED REMOVALS..... 16
 - B8. PERMANENCE 16
- C. ADDITIONALITY..... 17
 - C1. REGULATORY SURPLUS TEST..... 18
 - C.2 COMMON PRACTICE TEST..... 18
 - C.3 IMPLEMENTATION BARRIERS TEST 18
 - C4. PERFORMANCE STANDARD TEST 18
- D. MONITORING PLAN..... 20
 - D1. MONITORED DATA AND PARAMETERS 21
- E. QUANTIFICATION..... 23
 - E1. BASELINE 24
 - E2. PROJECT SCENARIO 24
 - E3. LEAKAGE..... 25
 - E4. UNCERTAINTY..... 25

E5. REDUCTIONS AND REMOVAL ENHANCEMENTS	26
E6. EX-ANTE ESTIMATION METHODS.....	26
F.	27
F1. NET POSITIVE IMPACTS	28
F2. STAKEHOLDER COMMENTS.....	28
G. OWNERSHIP AND TITLE	29
G1. PROOF OF TITLE.....	30
G2. CHAIN OF CUSTODY	30
G3. PRIOR APPLICATION.....	30
H. PROJECTTIMELINE	31
H1. START DATE	32
H2. PROJECT TIMELINE.....	32
I. Methodology Update Version	32

A.

PROJECT OVERVIEW

A1. PROJECT TITLE

Tradewater US – ODS - #2 (hereinafter referred to as “Project”).

A2. PROJECT TYPE

Ozone Depleting Substances

A3. PROOF OF PROJECT ELIGIBILITY

The project is eligible under “The Methodology for the Quantification, Monitoring, Reporting, and Verification of Greenhouse Gas Emissions Reductions and Removals from the Destruction of Ozone Depleting Substances and High-GWP Foam, Version 1.2.” Revised Quantification of emissions is based on version 2.0 of the Methodology. Additional eligibility requirements as noted in the ACR Standard, Version 7.0 are included below.

Table 1: Applicability Requirements from the Methodology sections 2.2.1 and 3.

Criterion	Requirement	Proof of Project Eligibility
Location	Project is located in the United States or its territories.	Destruction occurred at Heritage Thermal Services, located in East Liverpool, OH, United States.
ODS Material	Only the destruction of eligible ODS refrigerants CFC-11, CFC-12, CFC-13, CFC-113, CFC-114, CFC-115, and HCFC-22 are eligible under this Methodology.	The only ODS included for crediting are eligible refrigerants.
Stockpile Limitation	Any refrigerants obtained from a government stockpile or inventory are eligible only if they are allowed to be sold into commercial markets for subsequent use and are not required to be destroyed or converted.	No refrigerants in this project originate from an ineligible government stockpile or inventory.
Start Date	Project start date is defined as the date on which the earliest destruction activity of a project commences, documented on a Certificate of Destruction.	The project start date and destruction commencement date are the same date as documented on the included Certificate of Destruction.
Reporting Periods	Reporting period must not exceed 12 consecutive months. Project reporting period begins on the project start date.	Project reporting period begins on the project start date and does not exceed 12 months. This reporting period is provided in the included Monitoring Report.
Crediting Periods	Project crediting period is ten years and begins on the project start date.	Project crediting period begins on the project start date and will be ten years under version 1.2 of the Methodology. The crediting period is provided in the included Monitoring Report. The crediting period under version 2.0 is the same as the reporting period.

Table 2: Applicability Requirements from the ACR Standard version 7.0, Chapter 3 (not already covered in the Methodology)

Criterion	Requirement	Proof of Project Eligibility
Minimum Project Term	The duration of the Minimum Project Term for specific project types is defined in the relevant ACR sector requirements and/or methodology. Project types with no risk of reversal after crediting have no required Minimum Project Term.	There is no risk of reversal for this project, so the minimum project term is not applicable.
Real	GHG reduction and removals shall result from an emission mitigation activity that has been conducted in accordance with an approved ACR methodology and is verifiable. Credits will not be issued on an ex-ante basis.	The GHG reductions occurred after the ODS was destroyed, and prior to the verification process and credit issuance.
Emission or Removal Origin	For projects reducing or removing direct emissions, the following requirement applies: The Project Proponent shall own, have control over, or document that effective control exists over the GHG sources and/or sinks from which the emissions reductions or removals originate.	Tradewater LLC is the project proponent and owns the ODS obtained for this project.
Offset Title	Project Proponent shall provide documentation and attestation of undisputed title to all offsets prior to registration, including chain of custody documentation if offsets have ever been sold in the past. Title to offsets shall be clear, unique, and uncontested.	Tradewater, LLC has provided documentation of undisputed title to all offsets. Title to offsets is clear, unique, and uncontested. No offsets have been sold in the past.
Additional	Every project shall use either an ACR-approved performance standard and pass a regulatory surplus test, as detailed in the applicable methodology, or pass a three-pronged test of additionality in which the project must: 1. Exceed regulatory/legal requirements; 2. Go beyond common practice; and 3. Overcome at least one of three implementation barriers: institutional, financial, or technical	<p>The project passes the ACR-approved performance standard and regulatory surplus test.</p> <p>There is no mandate for the destruction of ODS CFC refrigerant. In the absence of this project, the ODS refrigerant would have been vented or leaked into the atmosphere under business-as-usual scenarios. The project sources meet all other requirements of the Methodology.</p>

Regulatory Compliance	Projects must maintain material regulatory compliance. To do this, a regulatory body/bodies must deem that a project is not out of compliance at any point during a reporting period.	This project maintains regulatory compliance through the entirety of the reporting period.
Permanent	For projects with a risk of reversal of GHG removal enhancements, Project Proponents shall assess risk using an ACR-approved risk assessment tool.	There is no risk of reversal of GHG removal enhancements for this project type.
Net of Leakage	ACR requires Project Proponents to address, account for, and mitigate certain types of leakage, according to the relevant sector requirements and methodology conditions. Project Proponents must deduct leakage that reduces the GHG emissions reduction and/or removal benefit of a project in excess of any applicable threshold specified in the methodology.	Leakage is not applicable to this project type.
Independently Validated	ACR requires third-party validation of the GHG Project Plan by an accredited, ACR-approved VVB once during each Crediting Period and prior to issuance of ERTs. Validation can be conducted at the same time and by the same VVB as a full verification; however, the deadline for validation is determined by the methodology being implemented and the project Start Date (see above). Governing documents for validation are the ACR Standard, including sector-specific requirements, the relevant methodology, and the ACR Validation and Verification Standard.	This project is validated and verified by a third-party ACR-approved VVB in accordance with the ACR standard.
Independently Verified	Verification must be conducted by an accredited, ACR-approved VVB prior to any issuance of ERTs and at minimum specified intervals. ACR requires verifiers to provide a reasonable, not limited, level of assurance that the GHG assertion is without material discrepancy. ACR's materiality threshold is $\pm 5\%$.	This project is validated and verified by a third-party ACR-approved VVB in accordance with the ACR standard.

Community and Environmental Impacts	<p>ACR requires that all projects develop and disclose an impact assessment to ensure compliance with environmental and community safeguards best practices. Environmental and community impacts should be net positive, and projects must “do no harm” in terms of violating local, national, or international laws or regulations. Project Proponents must identify in the GHG Project Plan community and environmental impacts of their project(s). Projects shall also disclose and describe positive contributions as aligned with applicable sustainable development goals. Projects must describe the safeguard measures in place to avoid, mitigate, or compensate for potential negative impacts, and how such measures will be monitored, managed, and enforced. ACR does not require that a particular process or tool be used for the impact assessment as long as basic requirements defined by ACR are addressed (See Chapter 8). ACR projects can follow internationally recognized approaches such as The World Bank Safeguard Policies, or can be combined with the Climate Community and Biodiversity Alliance (CCBA) Standard or the Social Carbon Standard for the assessment, monitoring, and reporting of environmental and community impacts.</p>	<p>The Project maintains a net positive impact, as the quantified amount of GHG emissions has been eliminated and serves as an effort against climate change.</p> <p>Upon careful examination, no negative impacts from the project have been identified. Destruction of ODS refrigerant is highly monitored by the destruction facility, and destruction occurred within all applicable regulatory limits for emissions and local environmental impact.</p>
-------------------------------------	--	--

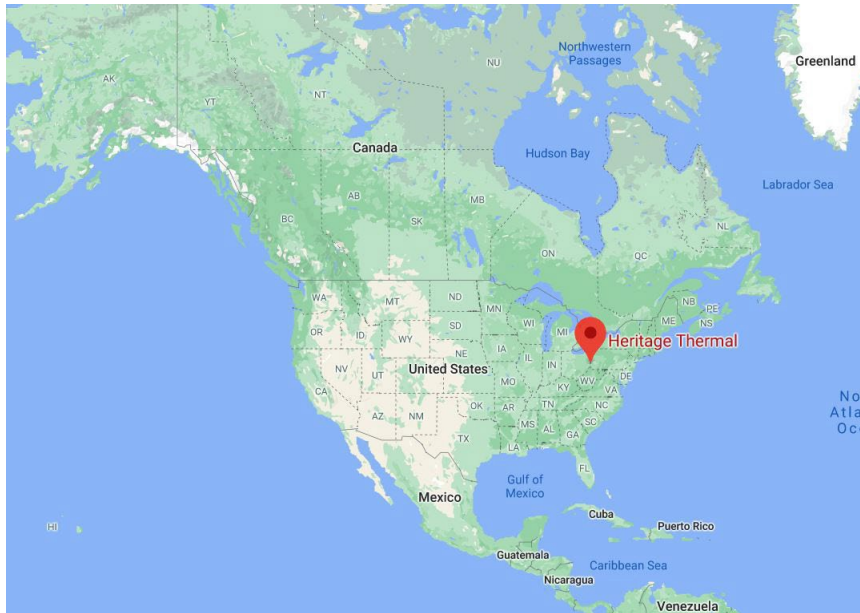
A4. LOCATION

All collected ODS refrigerant was destroyed at Heritage Thermal Services, located at 1250 Saint George Street, East Liverpool, Ohio 43920, USA.

GPS Coordinates:

Latitude: 40.6313189

Longitude: -80.5485483



A5. BRIEF SUMMARY OF PROJECT

Description of Project Activity

The project activity is the destruction of eligible ODS refrigerant, mainly R-11, for which ownership was transferred to Tradewater for the purpose of destruction. The ODS was acquired from a variety of sources and included four points of origin (including Tradewater at Elk Grove Village, IL) located across TX, IL, GA, and NY.

All ODS refrigerant in this project was sourced either through recovery from units such as decommissioned building chillers, or from disposable cylinders or drums containing virgin material. In the case of recoveries, the material was previously recovered by another party. Under business-as-usual, the refrigerant would either remain in storage until use (in the case of stockpiles) or used in chiller systems still utilizing older refrigerant, like R-11. In either case, the ODS will eventually vent, either through leakage resulting from corrosion of the storage container or through inefficiencies, breakdowns, or mishandling of equipment. The refrigerants included in this project were no longer needed for use, and their risk of venting is thereby mitigated by destruction at Heritage Thermal Services, an eligible destruction facility.

Background Information

Refrigerants such as R-11 were historically used in centrifugal chillers, as propellants, and in other cooling systems. All refrigerants under this methodology were banned from production by 1996 under the Montreal Protocol as they were found to be both an ozone depleting substance and contributor to greenhouse gas emissions. Although their production was banned, their usage was not, and many chillers and other cooling systems across the United States still use R-11, R-113 and other low-pressure

CFC refrigerants. Due to decreased supply and the advancement of technologies, as well as the implementation of HFC refrigerants, many R-11 chillers are decommissioned or updated to utilize newer and less harmful refrigerants. As such, stockpiles of R-11 used for recharging chillers and the material in the chillers themselves require an end-of-life solution, one of which is destruction.

Project Purpose and Objectives

The purpose of this project is to offset the emissions that would have been released by these refrigerants in non-use instead of collected and destroyed.

A6. PROJECT ACTION

Description of Prior Physical Conditions

In the business-as-usual scenario, ODS refrigerants are recovered from old equipment and sold or exchanged for continued use by owners of this antiquated equipment, or left for storage until a use can be determined. Under either scenario, ODS refrigerant will ultimately leak into the atmosphere – either because the containers in which they are held degrade or slowly leak, or the equipment that contains the refrigerant suffer from accidental release during handling and transfer.

Description of how the Project will Achieve GHG Reductions

This Project achieves emissions reductions through the destruction of ODS refrigerant instead of allowing the refrigerant to be redeployed into equipment or systems, or held in containers at risk of eventual leakage or release. This Project measures the amount of assumed emissions if the ODS were vented under business-as-usual scenario against the emissions prevented by the destruction of the same material. Plainly, destruction yields significantly lower net emissions than the business-as-usual scenario.

Description of Project Technologies, Products, Services, and Expected Level of Activity

After the ODS refrigerant is recovered from equipment or aggregated from various storage situations, they are consolidated into half-ton cylinders at the Tradewater facility. From there, the cylinders are consolidated into a single ISO tank, which is sent to a destruction facility for incineration.

Tradewater anticipates future ODS refrigerant projects for as long as the recovery, reclamation, and eventual retirement of ODS refrigerant remains business as usual.

A7. EX-ANTE OFFSET PROJECTION

The ex-ante offset projection is not applicable to this methodology, as emissions reductions are calculated for the 10-year crediting period in the first reporting period. The total emissions reductions for this reporting period are 20,952 tCO₂e, under version 1.2 of the Methodology.

ACR updated the methodology to version 2.0 in February 2023. Version 2.0 updated the quantification method to include end of life emissions allowing 100% of emissions to be accounted for in quantifying offsets. Using the updated quantification method, the new total emission reductions from this project is 24,294 tCO₂e.

<i>Project</i>	<i>Methodology Version</i>	<i>Location</i>	<i>Vintage</i>	<i>Project Emissions (tCO₂e)</i>	<i>Baseline Emissions (tCO₂e)</i>	<i>Total ERTS</i>
Tradewater US - ODS - #2	1.2	North America	2022	1,178	22,130	20,952
Tradewater US – ODS - #2	2.0	North America	2022	39	24,333	24,294
Outstanding Emissions Reductions						3,342

A8. PARTIES

<i>Table 3: Parties involved in Project</i>				
<i>Entity</i>	<i>Name</i>	<i>Role/Title</i>	<i>Contact Info</i>	<i>Responsibility</i>
Tradewater, LLC	Timothy H. Brown	Chief Executive Officer	1550 W. Carroll, Suite 213 Chicago, IL 60607 312-273-5122 x 1000	Project Proponent – coordination of validation and verification of project
	Gabriel Plotkin	Chief Operating Officer	1550 W. Carroll, Suite 213 Chicago, IL 60607 312-273-5122 x 1004	Project Proponent – coordination of project implementation
Heritage Thermal Services	Steve Lorah	Materials Processing Manager	1250 Saint George St East Liverpool, OH 43920 877-436-8778	Destruction Facility

Tradewater, LLC – Project Proponent

Tradewater has been in operation since 2016 and is a mission-driven company. Tradewater’s aim is to collect and destroy greenhouse gases while creating economic opportunity. Tradewater engages in this work both in the US and internationally and has a goal of eliminating 3 million tons of CO₂e annually.

Heritage Thermal Services – Destruction Facility

Tradewater engaged Heritage Thermal Services for the destruction of the ODS refrigerant. Heritage Thermal Services is a subsidiary of Heritage Environmental. Heritage was founded in the 1970s and remains a private family-owned operation. Headquartered in Indianapolis, the destruction facility in East Liverpool, OH was not established until 2005. HTS utilizes a rotary kiln incineration process and manages a wide array of RCRA-hazardous and non-hazardous wastes.

B.

METHODOLOGY

B1. APPROVED METHODOLOGY

The Project uses the Methodology for the Quantification, Monitoring, Reporting and Verification of Greenhouse Gas Emissions Reductions and Removal from the Destruction of Ozone Depleting Substances and High-GWP Foam Version 1.2 (hereinafter referred to as “Methodology”). Updated quantifications are based on version 2.0 of this Methodology.

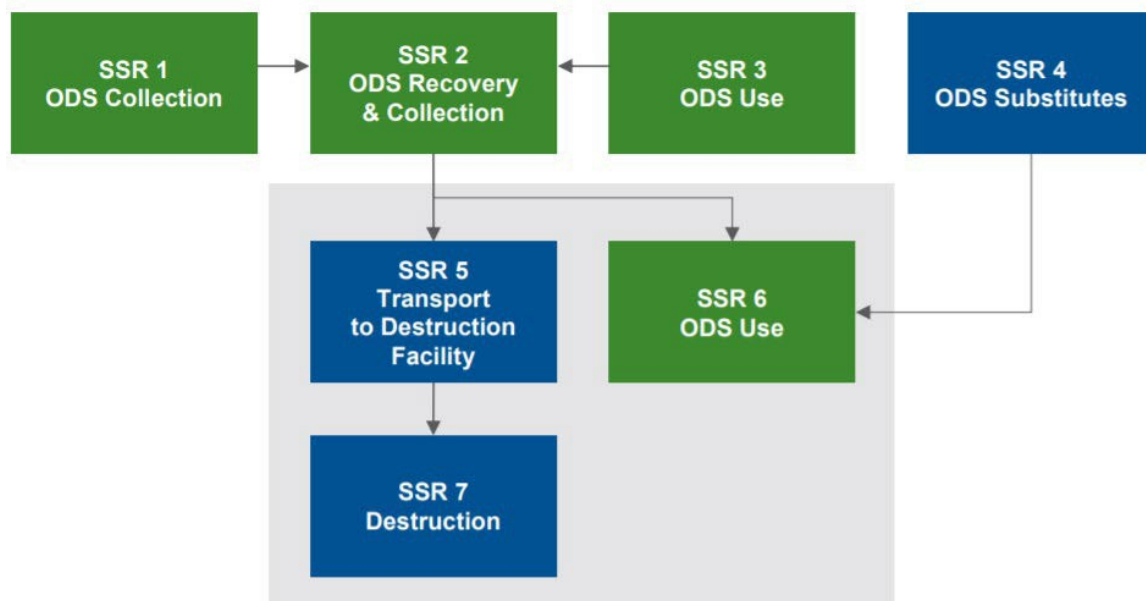
B2. METHODOLOGY JUSTIFICATION

The Project involves the destruction of ODS refrigerant R-11, with trace amounts of R-113 and R-12. There is no requirement in the U.S. that CFC refrigerants be destroyed. Because these refrigerants have been phased out worldwide and there are less impactful substitutes, and their production has been banned, their destruction will not trigger any additional CFC refrigerant production.

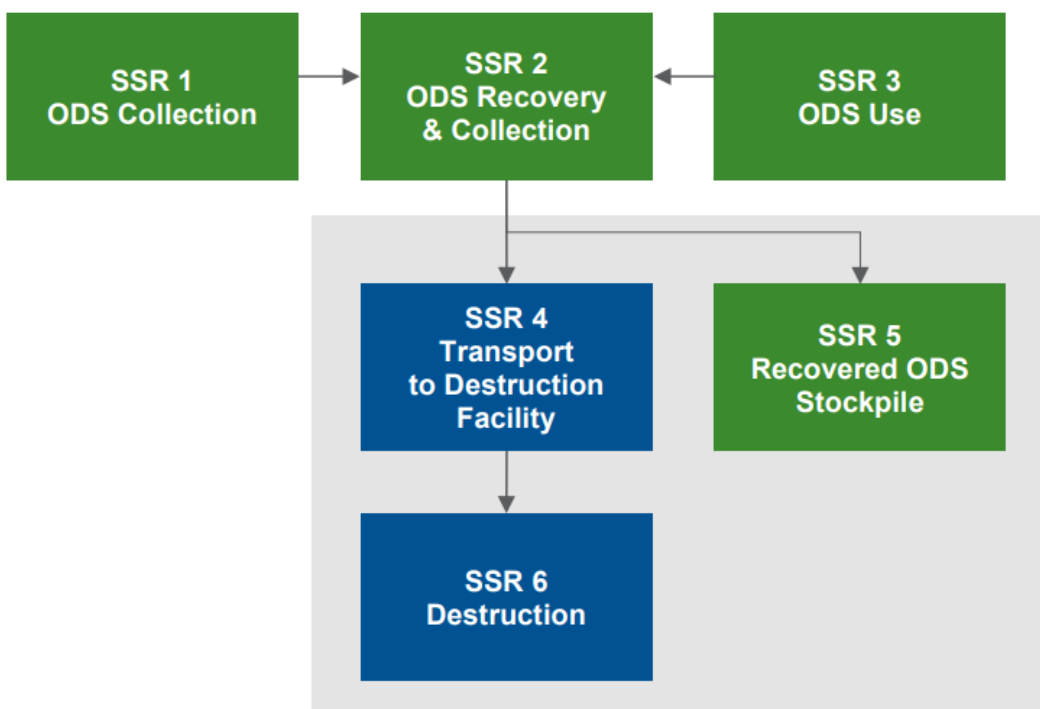
B3. PROJECT BOUNDARIES

The geographic boundary of the Project is Heritage Thermal Services, located at 1250 Saint George St., East Liverpool, OH 43920, USA. The reporting period is 5/23/2022 to 5/24/2022, and the crediting period is 5/23/2022 to 5/22/2032 under Version 1.2 of the Methodology) and 5/23/2022 to 5/24/2022 (under Version 2.0 of the Methodology).

Additional SSRs within the project boundaries are ODS use and Transport to Destruction Facility (Version 1.2 of the Methodology).



Additional SSRs within the project boundaries are transport to the destruction facility and recovered ODS stockpiles under version 2.0 of the Methodology. Note that ODS substitutes have been eliminated:



B4. IDENTIFICATION OF GHG SOURCES AND SINKS

Table 4: Greenhouse Gases and Sources (source: Methodology)				
GHG Source, Sink, or Reservoir (SSR)	Source Description	Gas	Quantification Method	Methodology Version
Transport to Destruction Facility	Fossil fuel emissions from the vehicular transport of ODS from aggregation point to final destruction facility.	CO ₂	$Tr\&Dest = (Q_{ODS} \times EF) + (Q_{BA} \times EF) + (Q_{intf} \times EF)$	1.2 and 2.0
ODS Use	Emissions of ODS from use, leaks, and servicing through continued operation of equipment.	ODS	$BE_{refr} = \sum_i (Q_{ref,i} \times ER_{refr,i} \times GWP_i)$	1.2
ODS Use	Emissions of substitute from use, leaks, and servicing	CO ₂ e	$Sub_{refr} = \sum_i (Q_{ref,i} \times SE_i)$	1.2

	through continued operation of equipment.			
Destruction	Emissions of ODS from incomplete destruction at destruction facility.	ODS	$Tr\&Dest = (Q_{ODS} \times EF) + (Q_{BA} \times EF) + (Q_{intf} \times EF)$	1.2 and 2.0
Destruction	Emissions from the oxidation of carbon contained in destroyed ODS.	CO ₂	$Tr\&Dest = (Q_{ODS} \times EF) + (Q_{BA} \times EF) + (Q_{intf} \times EF)$	1.2 and 2.0
Destruction	Fossil fuel emissions from the destruction of ODS at destruction facility.	CO ₂	$Tr\&Dest = (Q_{ODS} \times EF) + (Q_{BA} \times EF) + (Q_{intf} \times EF)$	1.2 and 2.0
Destruction	Indirect emissions from the use of grid-delivered electricity.	CO ₂	$Tr\&Dest = (Q_{ODS} \times EF) + (Q_{BA} \times EF) + (Q_{intf} \times EF)$	1.2 and 2.0
Recovered ODS Stockpile	Emissions of ODS from recovered ODS stockpiles and EOL equipment (if not sent for destruction)	ODS	$BE_{refr} = \sum_i (Q_{ref,i} \times GWP_i)$	2.0

B5. BASELINE

The baseline scenario selected for the project is that related to ODS refrigerant, in which the following emissions rates are assumed under business-as-usual:

Refrigerant Type	10-Year Cumulative Emissions Rate (%/10 years) (V1.2 of Methodology)	10-Year Cumulative Emissions Rate (%/10 years) (V.2.0 of Methodology)
CFC-11	89%	100%
CFC-12	95%	100%
CFC-13	61%	100%
CFC-113	89%	100%
CFC-114	78%	100%
CFC-115	61%	100%
HCFC-22	72%	100%
HCFC-123	N/A	100%

These emission rates are determined by the Methodology (V1.2 Appendix A, Table 4; V2.0 section 3.8).

There is no law or regulation mandating the destruction of ODS refrigerant, although these refrigerants have been phased out of production and import since January 1, 1994. The refrigerants still in use in the United States were manufactured prior to the ban and are either used in existing equipment or in storage until a use can be found. As many systems are modernized to accept currently manufactured refrigerant (HFCs), there is less of a need for CFC refrigerants. Many sources are looking for an end solution for stockpiled or otherwise obsolete CFC refrigerant, with destruction being one solution.

Further, excess CFCs without a particular use remain in storage, where they risk leaking. The ultimate fate of these refrigerants is release into the atmosphere, either slowly overtime from leaks in equipment or storage, or in accidental venting during routine maintenance of existing systems. Such use and leaks are accounted for in the emissions rates.

B6. PROJECT SCENARIO

The project scenario is the destruction of eligible CFC refrigerants which would otherwise be removed from decommissioned equipment, reclaimed and used in existing antiquated systems, or stored indefinitely until a use for the refrigerants could be found. With the ban on production for these refrigerants, more and more systems and chillers are being retrofitted or decommissioned and can no longer support the use of these refrigerant types.

B7. REDUCTIONS AND ENHANCED REMOVALS

Through this project, greenhouse gas reductions are achieved by preventing the inevitable release of the refrigerant ODS into the atmosphere—either through leakage from degrading systems and storage, or from accidental venting during routine maintenance. The reductions are calculated by baseline emissions minus the project emissions.

B8. PERMANENCE

There is no risk of reversal for these project offsets, as once destroyed the associated GHG reductions are fixed.

C.
ADDITIONALITY

C1. REGULATORY SURPLUS TEST

In order to pass the regulatory surplus test, a project must not be mandated by existing laws, regulations, statutes, legal rulings, or other regulatory frameworks in effect as of the start date that directly or indirectly affect the credited offsets. CFC refrigerants are regulated under the Clean Air Act, 40 CFR Part 82, Subpart F. Neither these regulations, nor any other existing laws, regulations, statutes, legal rulings, or other regulatory frameworks in effect as of May 2022 require the project activity and its associated GHG emission reductions/removal enhancements. Therefore, the project passes the Regulatory Surplus test.

C.2 COMMON PRACTICE TEST

Not applicable.

C.3 IMPLEMENTATION BARRIERS TEST

Not applicable.

C4. PERFORMANCE STANDARD TEST

Refrigerant ODS in a business-as-usual scenario is used only when the existing systems are old enough to still process this type of refrigerant. When this is not the case, ODS refrigerant is either stored in their original disposable containers for possible use, recovered and stored in larger containers for possible use, or recovered from existing systems in the process of decommissioning or retrofitting, thereby requiring an end-of-life solution for that material. All ODS sourced for this project came from the United States, not from any government stockpiles or installations, and was destroyed at a RCRA-permitted destruction facility.

ODS	100-year Global Warming Potential (MT CO ₂ e/MT ODS) (Version 1.2 of Methodology)	10-Year Cumulative Emission Rate (%/10 years) (Version 1.2 of Methodology)	100-year Global Warming Potential (MT CO ₂ e/MT ODS) (Version 2.0 of Methodology)	10-Year Cumulative Emission Rate (%/10 years) (Version 2.0 of Methodology)
CFC-11	4,750	89%	4,663	100%
CFC-12	10,900	95%	10,239	100%
CFC-13	14,400	61%	13,893	100%
CFC-113	6,130	89%	5,824	100%
CFC-114	10,000	78%	8,592	100%
CFC-115	7,370	61%	7,665	100%
HCFC-22	1,810	72%	1,764	100%
HCFC-123	N/A	N/A	79	100%

The GWP for each refrigerant species is above. The GHG emissions generated by the project are significantly less than the business-as-usual scenario for all refrigerant types, and the emissions reductions are greater than those in the baseline scenario.

The CFC ODS sourced for this project, along with the project activities, meet the eligibility requirements:

- This material would otherwise eventually be vented into the atmosphere in the business-as-usual scenario
- The material was destroyed via an eligible destruction facility
- Point of Origin and Chain of Custody for this material is outlined in the supporting documents, located in the folder titled “Consolidated Shipments”
- Tradewater has monitored the applicable SSRs within the project boundary
- The emissions have been quantified aligned with Chapter 5 of the Methodology, as indicated in section E and shown in the Project Assertion Spreadsheet.

D.
MONITORING PLAN

D1. MONITORED DATA AND PARAMETERS

<i>Data or Parameter Monitored</i>	Legal Requirement Test
<i>Unit of Measurement</i>	N/A
<i>Description</i>	Emissions reductions achieved through this project and methodology must not be required by any existing law or regulation
<i>Data Source</i>	US EPA
<i>Measurement Methodology</i>	N/A
<i>Data Uncertainty</i>	Low
<i>Monitoring Frequency</i>	Once per project
<i>Reporting Procedure</i>	Review of existing laws around ODS refrigerant management
<i>QA/QC Procedure</i>	Regular review of current laws and regulations surrounding ODS refrigerants, particularly CFCs.
<i>Notes</i>	

<i>Data or Parameter Monitored</i>	Mass of ODS mixture in each container
<i>Unit of Measurement</i>	Pounds
<i>Description</i>	The total quantity of ODS refrigerant in a container.
<i>Data Source</i>	Weight tickets taken pre and post destruction for each individual container
<i>Measurement Methodology</i>	Section 5.1 of Methodology
<i>Data Uncertainty</i>	Low
<i>Monitoring Frequency</i>	Once per project
<i>Reporting Procedure</i>	Gross weight of cylinders using calibrated scale, taken before and after destruction
<i>QA/QC Procedure</i>	Scale calibrations performed monthly; CEMs data confirms destruction and weight throughout process
<i>Notes</i>	

<i>Data or Parameter Monitored</i>	Concentration of ODS mixture in each container
<i>Unit of Measurement</i>	Percent
<i>Description</i>	The distribution of ODS refrigerant in each container (along with any other contaminants, moisture, or HBR)
<i>Data Source</i>	Sample data via lab analysis provided by an AHRI-certified, third party laboratory.
<i>Measurement Methodology</i>	Appendix C of Methodology

<i>Data Uncertainty</i>	Low
<i>Monitoring Frequency</i>	Once per project
<i>Reporting Procedure</i>	Lab analysis report
<i>QA/QC Procedure</i>	Composition and concentration are analyzed at an AHRI-certified laboratory that is not affiliated with the project proponent using the AHRI Standard 700.
<i>Notes</i>	

<i>Data or Parameter Monitored</i>	$Q_{\text{refr},i}$
<i>Unit of Measurement</i>	Pounds
<i>Description</i>	The total weight of ODS refrigerant sent for destruction.
<i>Data Source</i>	Weight tickets taken both pre- and post-destruction coupled with lab analysis
<i>Measurement Methodology</i>	Section 5.1 of Methodology
<i>Data Uncertainty</i>	Low
<i>Monitoring Frequency</i>	Once per project
<i>Reporting Procedure</i>	Net weight of cylinders using calibrated scale
<i>QA/QC Procedure</i>	Scale calibrations performed monthly; CEMs data confirms destruction; lab analysis confirms mass percentage and identification of ODS refrigerant
<i>Notes</i>	

<i>Data or Parameter Monitored</i>	Q_{ODS}
<i>Unit of Measurement</i>	Pounds
<i>Description</i>	The total quantity of ODS refrigerant sent for destruction.
<i>Data Source</i>	Weight tickets taken both pre- and post-destruction coupled with lab analysis and quantifications
<i>Measurement Methodology</i>	Section 5.2 of Methodology
<i>Data Uncertainty</i>	Low
<i>Monitoring Frequency</i>	Once per project
<i>Reporting Procedure</i>	Net weight of cylinders using calibrated scale; lab analysis
<i>QA/QC Procedure</i>	Scale calibrations performed monthly; CEMs data confirms destruction; lab analysis confirms mass percentage and identification of ODS refrigerant
<i>Notes</i>	

E.

QUANTIFICATION

E1. BASELINE

The baseline emissions are: 22,130 tCO₂e under version 1.2 of the Methodology. The baseline emissions are 24,333 tCO₂e under version 2.0 of the Methodology. For details, please see Appendix A (Project Assertion Spreadsheet).

Total Baseline Emissions (V.1.2):

$$BE_{refr} = \sum_i (Q_{ref,i} \times ER_{refr,i} \times GWP_i)$$

Total Baseline Emissions (V.2.0)

$$BE_{refr} = \sum_i (Q_{ref,i} \times GWP_i)$$

Where		Units
<i>BE_{refr}</i>	Total quantity of refrigerant project baseline emissions during the reporting period	MT CO ₂ e
<i>Q_{ref,i}</i>	Total quantity of refrigerant ODS sent for destruction by the offset project	
<i>ER_{refr,i}</i>	10-year cumulative emission rate of refrigerant ODS	%
<i>GWP_i</i>	Global warming potential of ODS	MT CO ₂ e / MT ODS

E2. PROJECT SCENARIO

The project emissions are: 1,178 tCO₂e under version 1.2 of the Methodology. The project emissions are 39 tCO₂e under version 2.0 of the Methodology.. Please see Appendix A for details (Project Assertion Spreadsheet).

Total Project Emissions (v.1.2):

$$PE_t = Sub_{refr} + Sub_{fs} + Sub_{aer} + Rem_f + Tr\&Dest$$

Total Project Emissions (V.2.0):

$$PE_t = Rem_f + Tr\&Dest$$

Where		Units
<i>PE_t</i>	Total quantity of project emissions during the reporting period	MT CO ₂ e
<i>Sub_{refr}</i>	Total GHG emissions from substitute refrigerant	MT CO ₂ e
<i>Sub_{fs}</i>	Total GHG emissions from substitute fire suppressant	MT CO ₂ e
<i>Sub_{aer}</i>	Total GHG emissions from substitute medical aerosol	MT CO ₂ e
<i>Rem_f</i>	Total GHG emissions from removal of high GWP foam in a non-enclosed equipment de-manufacturing system	MT CO ₂ e
<i>Tr&Dest</i>	Total GHG emissions from transportation and destruction of ODS and high-GWP insulation foam/blowing agents	MT CO ₂ e

Total Emissions of Non-ODS Refrigerant (V.1.2 only)

$$Sub_{refr} = \sum_i (Q_{ref,i} \times SE_i)$$

Where		Units
<i>Sub_{refr}</i>	Total quantity of refrigerant substitute emissions	MT CO ₂ e
<i>Q_{ref,i}</i>	Total quantity of refrigerant <i>i</i> sent for destruction	MT ODS
<i>SE_i</i>	Emission factor for substitute(s) for refrigerant <i>i</i> , per Table 4	MT CO ₂ e/ MT ODS destroyed

Project Emissions from Transportation and Destruction Using the Default Emission Factors (V.1.2 and V.2.0):

$$Tr\&Dest = (Q_{ODS} \times EF) + (Q_{BA} \times EF) + (Q_{intf} \times EF)$$

Where		Units
<i>Tr&Dest</i>	Total GHG emissions from ODS and high-GWP insulation foam/blowing agent transportation and destruction, as calculated using default emission factors	MT CO ₂ e
<i>Q_{ODS}</i>	Total quantity of refrigerant, medical aerosol, and/or fire suppressant ODS sent for destruction in the project	MT ODS
<i>Q_{BA}</i>	Total quantity of high-GWP blowing agent extracted from insulation foam and sent for destruction in the project	MT BA
<i>Q_{intf}</i>	Total mass of intact foam with entrained high-GWP blowing agent sent for destruction	MT
<i>EF</i>	Default emission factor for transportation and destruction of ODS or High-GWP Blowing Agent foam (7.5 for refrigerant, medical aerosol, fire suppressant or extracted blowing agent projects, 7.5 for intact high-GWP foam projects)	MT CO ₂ e/ MT ODS/ MT BA or MT

E3. LEAKAGE

As defined by the ACR Standard V 7.0, leakage is a term that refers to secondary effects where the GHG emission reductions of a project may be negated by shifts in market activity or shifts in materials, infrastructure, or physical assets associated with the project. Projects involving the destruction of CFC refrigerant would not encourage the increase of CFC production. Therefore, for this Methodology, “leakage” is not applicable.

E4. UNCERTAINTY

Calculating uncertainty is not applicable because the methodology as written does not require statistical sampling, nor is it a requirement within the quantifications.

E5. REDUCTIONS AND REMOVAL ENHANCEMENTS

The emissions reductions are: 20,952 tCO₂e under version 1.2 of the Methodology. The emissions reductions are 24,294 tCO₂e under version 2.0 of the Methodology.. The project emissions are quantified using the below equation indicated in the Methodology, and further details are available in Appendix A:

$$ER_t = BE_t - PE_t$$

WHERE		UNITS
ER _t	Total quantity of GHG emission reductions during the reporting period	MT CO ₂ e
BE _t	Total quantity of project baseline emissions during the reporting period	MT CO ₂ e
PE _t	Total quantity of project emissions during the reporting period	MT CO ₂ e

E6. EX-ANTE ESTIMATION METHODS

Ex-ante estimation methods are not applicable to this methodology, as the emissions reductions for the 10-year crediting period are determined in the first reporting period (V.1.2). Under version 2.0 of the Methodology, this remains not-applicable as the emissions reductions for the crediting period are equivalent to the time period and reductions of the reporting period.

F.
COMMUNITY & ENVIRONMENTAL
IMPACTS

F1. NET POSITIVE IMPACTS

The net positive impacts from the project include the reductions of inevitable emissions of CFC refrigerants from the older equipment and storage via leaks, testing, accidental venting, or from container degradation. By destroying ODS refrigerants recovered from end-of-life equipment or from long storage, there is incentive to transition to safe and effective refrigerant alternatives, including many with reduced or little climate impact. Destruction of CFC refrigerants will not trigger any additional CFC production because of the complete phaseout of CFCs worldwide. This further encourages innovation within development of more sustainable refrigeration and cooling technologies, as well as encouraging the entire sector to develop technologies that are more responsible and aligned with climate goals. Finally, the emissions reductions resulting from this project help to achieve climate goals by eliminating additional contributors to climate change and global warming.

SDG Statement

The following Sustainable Development Goals (SDGs) are relevant to this project:

- SDG 9: Industry, Innovation, and Infrastructure
- SDG 12: Responsible Consumption and Production
- SDG 13: Climate Action

SDG 9: Industry, Innovation, and Infrastructure: As ODS refrigerants are either destroyed or utilized, innovation is required to replace the refrigerants with a less harmful, yet equally as effective, alternative to meet the needs for cooling, refrigeration, and climate controlled transport throughout the world.

SDG 12: Responsible Consumption and Production: By eliminating harmful CFCs, entities requiring refrigerant for their operations will need to shift to a more sustainable and climate-friendly approach. Consumers will naturally move in the direction of lower impact refrigerants as old systems utilizing CFCs break down or CFC sources become harder to find.

SDG 13: Climate Action: By eliminating ODS refrigerants through destruction, these high GWP and ozone depleting substances will not be released into the atmosphere, whether through accidental release via maintenance or mishandling, or from storage degradation overtime. The reduction of greenhouse gas emissions is a key step to reach the goals of the Paris Agreement, namely keeping global temperature increase under 2 degrees Celsius above pre-industrial levels.

F2. STAKEHOLDER COMMENTS

Not applicable for this project.

G.
OWNERSHIP AND TITLE

G1. PROOF OF TITLE

Tradewater, LLC is the Project Proponent. Tradewater possesses the title and rights to all refrigerants destroyed under this Project, which is demonstrated by Refrigerant Purchase Agreements (RPAs) or other similar documentations. As such, the rights and title to all carbon offset credits created by this Project belong to Tradewater, LLC.

G2. CHAIN OF CUSTODY

Chain of custody is not needed in this project because the offsets have not been bought or sold previously, and the project does not have a forward option contract.

G3. PRIOR APPLICATION

The project proponent has not applied for GHG emission reductions or removal credits for the project through any other GHG emissions trading system or program.

H.

PROJECT TIMELINE

H1. START DATE

The Project start date is May 23, 2022-- the date on which the earliest destruction activity of the project commenced. The Project start date determination is consistent with the ACR Standard and Methodology.

H2. PROJECT TIMELINE

Relevant Project Activities	Timeline
Project Listed/Initiation of Project Activities	April 19, 2022
Project Term	N/A
Crediting Period	May 23, 2022 – May 22, 2032 (v1.2) May 23, 2022 – May 24, 2022 (v2.0)
Reporting Period	May 23, 2022—May 24, 2022
Frequency of Monitoring, Reporting, and Verification	Once per reporting period

I. Methodology Update Version

This version of the Tradewater US – ODS - #2 project plan has been edited to reflect changes implemented by the current version of the Methodology as of February 2023 (Methodology for the Quantification, Monitoring, Reporting, and Verification of Greenhouse Gas Emissions Reductions and Removals from the Destruction of Ozone Depleting Substances and High-GWP Foam V2.0). The chart below demonstrates the change in emissions reductions from the time of initial verification to present as well as the outstanding credits.

Methodology Version	Vintage	Baseline Emissions (tCO ₂ e)	Project Emissions (tCO ₂ e)	Emissions Reductions (tCO ₂ e)
1.2	2022	22,130	1,178	20,952
2.0	2022	24,333	39	24,294
Outstanding Emissions Reductions				3,342